

Login & Edit Membership Profile

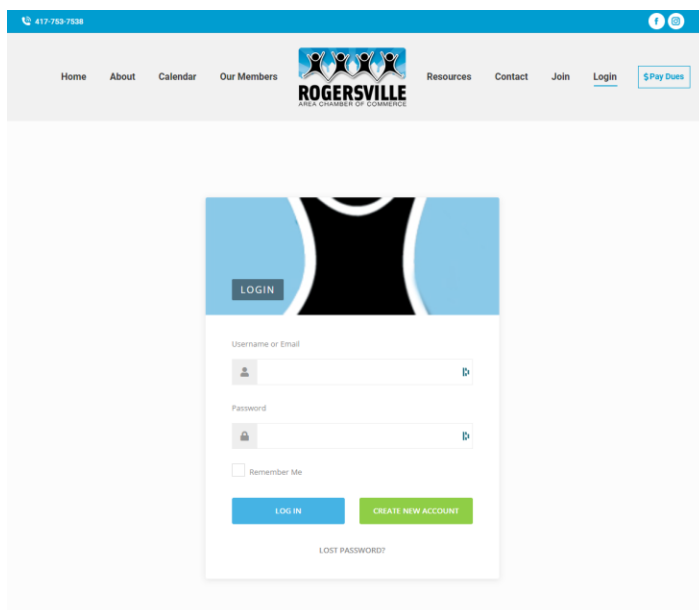
Login in to your account at: <https://rogersvillechamber.com/mlogin/>

User: Your Email on File | **Password:** Choose Lost Password (First Time Users)

If you are not sure which email address is used for your account visit:


<https://rogersvillechamber.com/members/>

and search for your organization which will list your email address.



The screenshot shows the login page of the Rogersville Area Chamber of Commerce. The header includes the phone number 417-750-7938, social media icons for Facebook and Instagram, and a navigation menu with links for Home, About, Calendar, Our Members, Resources, Contact, Join, Login, and a Pay Dues button. The main content area features a large blue and black graphic with a 'LOGIN' button. Below the graphic is a form with fields for 'Username or Email' and 'Password', a 'Remember Me' checkbox, and buttons for 'LOG IN' and 'CREATE NEW ACCOUNT'. A 'LOST PASSWORD?' link is located at the bottom of the form.

Enter your email in the forgot your password.

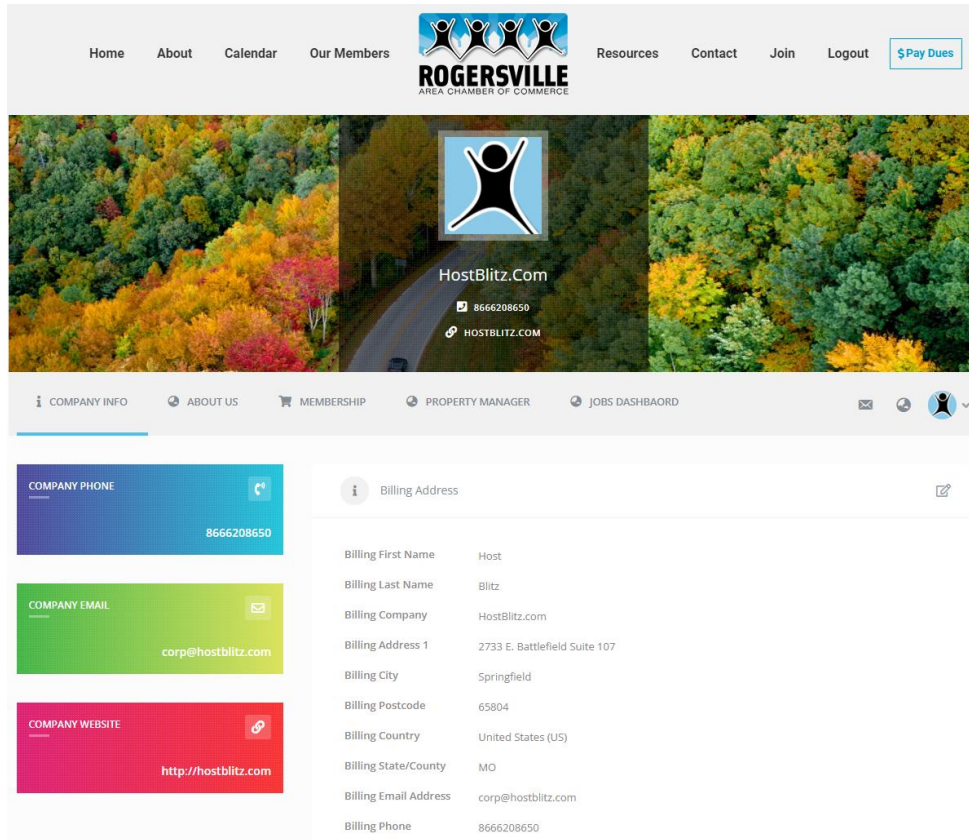


The screenshot shows the 'FORGOT YOUR PASSWORD?' page. The header is identical to the login page. The main content area features a large graphic with a 'FORGOT YOUR PASSWORD?' button. Below the graphic is a form with a text input field for 'Email' and buttons for 'RESET PASSWORD' and 'LOG IN'.

Once you receive your email and reset your password, return to the login screen

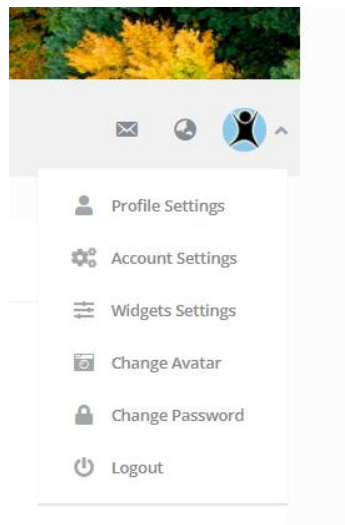
<https://rogersvillechamber.com/mlogin/>

Member Profile: Once your login, you will be taken to your main profile page. On this page, you are provided different options.



Please note that your billing information is only shown to you.

All options to edit your profile and information can be accessed under your logo icon or image. You can edit everything from your profile picture or avatar, cover picture, contact information, business category, and a host of other options. In this example below, the blue circle with the Rogersville Chamber Icon.



Membership Renewals

If you are an existing chamber member and wish to renew your membership, you must first log in so that the system does not create a duplicate profile. Once logged in, then visit <https://rogersvillechamber.com/product/membership/>. The process will walk you through setting up your account so that future renewals will also appear within your control panel.

Other Options

Once you are logged into the Account Dashboard, you use other Chamber features.

1. List a job: <https://rogersvillechamber.com/job-dashboard>
2. List a Rental Property: <https://rogersvillechamber.com/property-dashboard/>
3. Submit a Community Event: <https://rogersvillechamber.com/events/community/list>
4. Pay your dues. <https://rogersvillechamber.com/product/membership/> or if you prefer <https://rogersvillechamber.com/app/>

For general questions related to membership, pricing, events, etc., please email info@rogersvillechamber.com or call 417-753-7538.

For website questions or support, including how to, email rogersville@incendmedia.com